
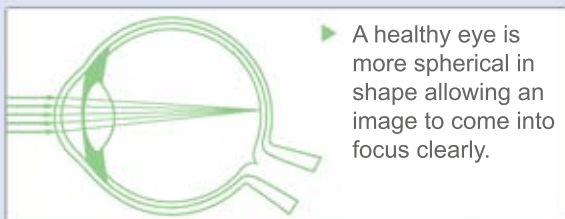


A closer look at keratoconus.

Keratoconus is a disease that causes a progressive thinning of the cornea, the clear front portion of the eye. As a result of this condition, the normal outward pressure from within the eye causes the cornea to progressively bulge into a cone-like shape. Keratoconus rarely results in total blindness although it can significantly impair vision and, according to experts, lead to the need for a corneal transplant in up to 20% of cases.




While nobody knows the cause of keratoconus, there is evidence that the disease has genetic origins, possibly made worse by environmental factors. It normally affects both eyes, though it typically progresses at different rates. In most people, keratoconus begins during their teen years and slowly worsens before stabilizing in their 30s or 40s.



Keratoconus is estimated to affect one in 2,000 people across all races. It is normally treated with rigid contact lenses which are contoured to address the bulging cornea and to improve vision.

A proper contact lens fit is crucial to obtain adequate vision and wearing comfort. Poorly fit or outdated contact lenses can be uncomfortable and lead to additional complications like corneal abrasions, scarring or infection.

A closer look at Intacs®.



Intacs® corneal implants provide a unique new option to improve vision and defer a corneal transplant in most patients. Intacs are indicated for the correction of nearsightedness and astigmatism for patients with keratoconus, where contact lenses and glasses no longer provide suitable vision.

For those keratoconic patients who are contact lens intolerant, Intacs corneal implants offer a less threatening option than a corneal transplant. Most physicians would prefer to delay a corneal transplant – to make it the option of last resort. Intacs corneal implants make this a possibility by improving functional vision, and possibly delaying the need to for a corneal transplant.

The goal of the Intacs procedure is to provide the keratoconic patient with the ability to achieve improved functional vision with contact lenses or glasses. In the few Intacs patients who later had a corneal transplant after having the Intacs procedure, their transplants were completed without any complications.

Talk to your physician today to see if Intacs are right for you.*




Imagine your cornea as a tent with a curved top.



If the sides are pushed out, the top is flattened slightly and the dome shape is restored.

Benefits of Intacs for keratoconus.

- ✓ Safe, removable, replaceable
- ✓ Reduces myopia and astigmatism associated with keratoconus
- ✓ Restores the cornea to a more natural dome shape
- ✓ Minimally invasive surgical procedure
- ✓ Recovery period is days, compared to months for a corneal transplant
- ✓ Improves quality of life
- ✓ May delay need for corneal transplant



*As with any surgical procedure, there are some risks, including infection. Some patients experience visual symptoms including difficulty with night vision, glare, halos, blurry and fluctuating vision.

Common questions.

Will insurance cover this procedure?

Insurance companies should cover all aspects of the procedure when performed for keratoconus in place of a corneal transplant. Even with substantial data published in the Peer-Reviewed Medical literature some insurers may not recognize the procedure for treating keratoconus. Addition Technology is working to educate insurers but you and your doctor may in some cases also need to help educate your insurance company.

Where can I get more information?

Important additional information has been provided with this brochure. Although your eye care professional is the best source of information, you may want to conduct your own research on keratoconus. A good place to begin is the National Institute of Health at:

www.nei.nih.gov/health/cornealdisease.



Reshaping The Future Of Keratoconus

Intacs, the Intacs logo and the Addition Technology logo are registered trademarks of Addition Technology, Inc., in the U.S. and foreign countries.

Humanitarian Device: Authorized by U.S. Federal Law for use in the treatment of nearsightedness and astigmatism associated with keratoconus. The effectiveness of this device for this use has not been demonstrated.

© 2008 Addition Technology, Inc. All rights reserved.



A new option for **KERATOCONUS.**



Addition Technology™
Des Plaines, IL 60016 | Sunnyvale, CA 94089

For more information please contact us:

1-888-8-INTACS

(1-888-846-8227)

intacs@additiontechnology.com

www.IntacsForKeratoconus.com

